



■ Features

- ROHS Compliant
- High power rating
- High rejection

■ Electrical Specifications

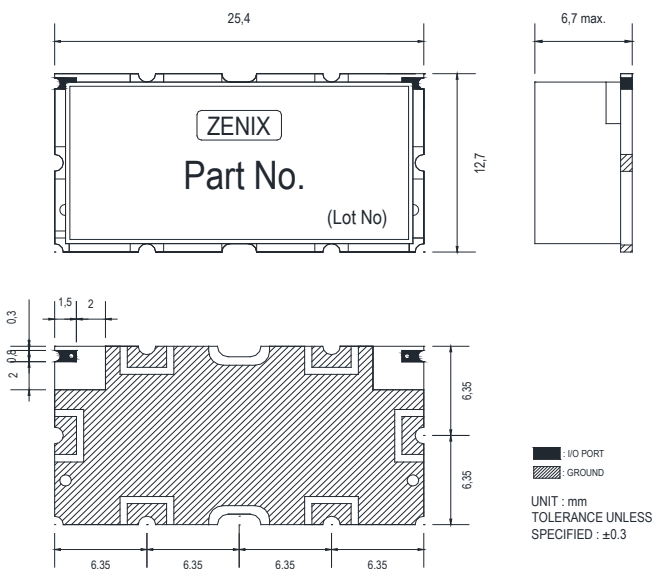
Parameter	Frequency (MHz)	Min.	Typ.	Max.	Unit
Cut Off frequency	30	-	30	-	MHz
Bandwidth		30	-	1000	MHz
Insertion Loss	30 ~ 1000	-	1.5	2.0	dB
Ripple		-	-	-	dB
Return Loss		16.0	18.0	-	dB
Group Delay		-	-	-	ns
Group Delay Variation		-	-	-	ns
Attenuation	20	50.0	-	-	dB
	24	20.0	-	-	dB
	-	-	-	-	dB
	-	-	-	-	dB
	-	-	-	-	dB

■ Maximum Ratings

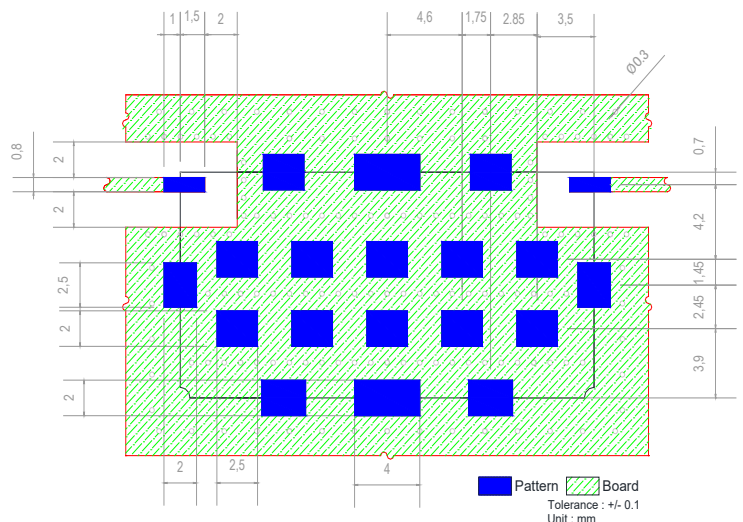
Input Power Handling	3Watt max.
Operating Temperature	-30°C to 70°C
Storage Temperature	-40°C to 95°C

• Permanent damage may occur if any of these limits are exceeded.

■ Dimension

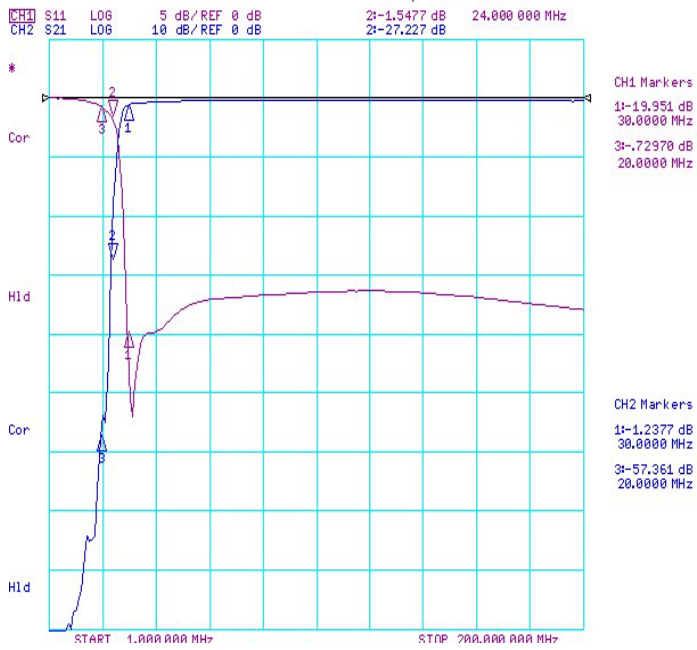


■ PCB Layout



■ Typical Performance Data at 25°C

- Insertion Loss , Attenuation , Return Loss



- Return Loss

