LC Bandpass Filter 50Ω

ZLB-240BW13DB

RoHS

▣ Features

- ROHS Compliant
- High power rating
- High rejection

▣ Electrical Specifications

Parameter	Frequency (MHz)	Min.	Typ.	Max.	Unit
Center frequency	240	–	240	–	**MHz**
Bandwidth	13	233.5	–	246.5	**MHz**
Insertion Loss	233.5 ~ 246.5	–	2.5	3.0	**dB**
Ripple		–	0.3	0.5	**dB**
Return Loss		16.0	18.0	–	**dB**
Group Delay		–	–	–	**ns**
Group Delay Variation		–	–	–	**ns**
Attenuation	165	55.0	–	–	**dB**
	–	–	–	–	**dB**
	–	–	–	–	**dB**
	–	–	–	–	**dB**
	–	–	–	–	**dB**

▣ Maximum Ratings

Input Power Handling	3Watt max.
Operating Temperature	-30℃ to 70℃
Storage Temperature	-40℃ to 95℃

- Permanent damage may occur if any of these limits are exceeded.

▣ Dimension

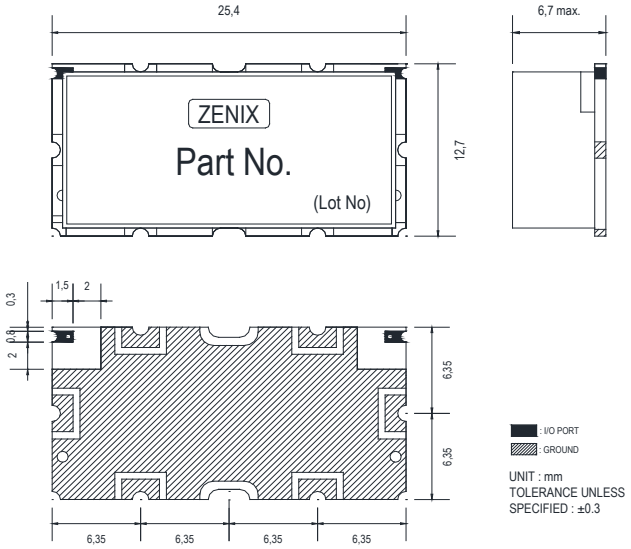

▣ PCB Layout

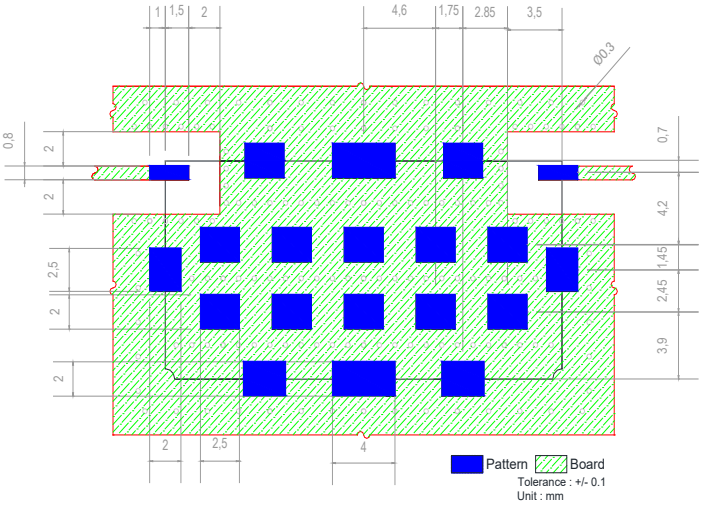

Zenix
RF& MICROWAVE TOTAL SOLUTION

For product information and a complete list of distributors, please go to our website **www.zenix08.com**

address : (Heungdeok IT Valley Tower-2111) 13, Heungdeok 1-ro, Giheung-gu, Yongin-si, Gyeonggi-do, Republic of Korea 16954

Tel : +82-31-8025-7100 Fax : +82-31-8025-7200

▣ Typical Performance Data at 25°C
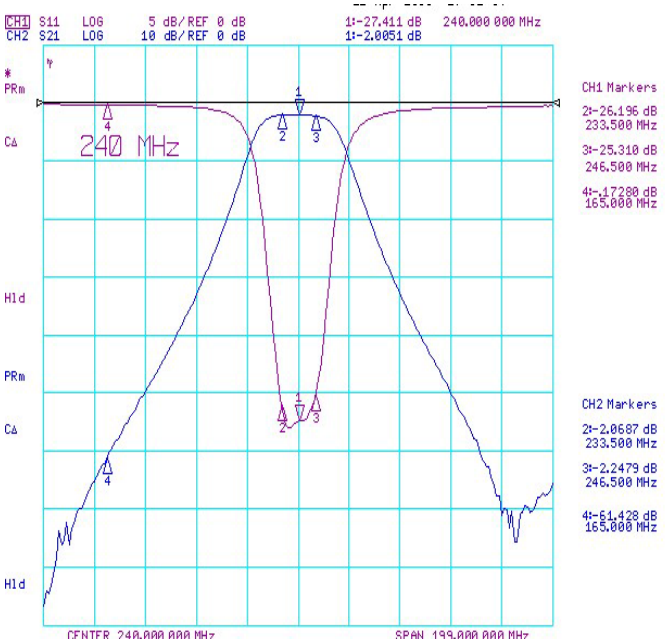
• Insertion Loss , Return Loss , Ripple , Attenuation