

Ceramic Bandpass Filter 50Ω

ZBA-67R-1300BW210C



Features

- ROHS Compliant
- High power rating
- High rejection

Pricing

Quantity	Unit Price
1 ~ 10	₩ 96,000
11 ~ 24	₩ 91,000
25 ~ 49	₩ 82,000
50 ~ 99	₩ 70,000
100 ~	₩ 52,000

Electrical Specifications

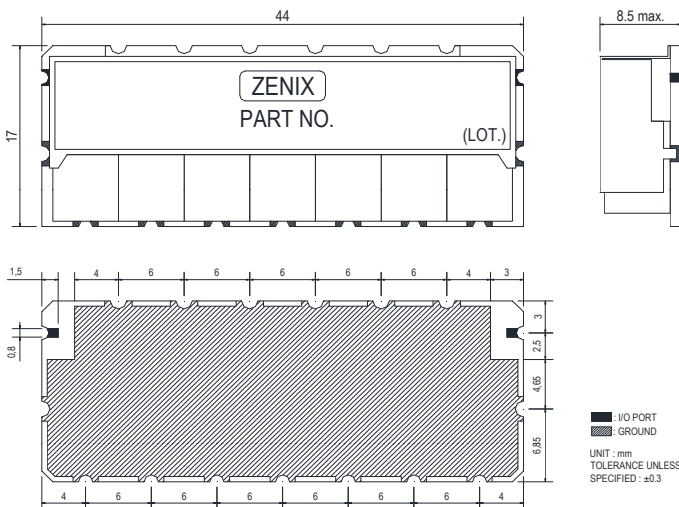
Parameter	Frequency (MHz)	Min.	Typ.	Max.	Unit
Center frequency	1300	-	1300	-	MHz
Bandwidth	210	1195	-	1405	MHz
Insertion Loss	1195 ~ 1405	-	1.5	3.0	dB
Ripple		-	0.7	1.0	dB
Return Loss		15.0	16.0	-	dB
Attenuation	1080	50.0	55.0	-	dB
	1440 ~ 1480	10.0	15.0	-	dB
	-	-	-	-	-
	-	-	-	-	-

Maximum Ratings

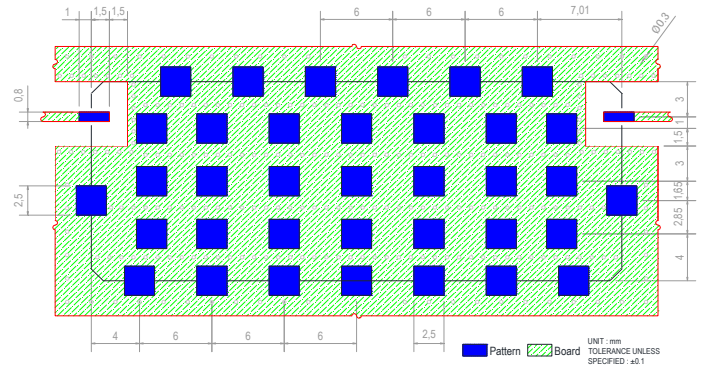
Input Power Handling	5Watt max.
Operating Temperature	-30°C to 70°C
Storage Temperature	-40°C to 95°C

• Permanent damage may occur if any of these limits are exceeded.

Dimension



PCB Layout



RF & MICROWAVE TOTAL SOLUTION

For product information and a complete list of distributors, please go to our website

address : (Heungdeok IT Valley Tower-2111) 13, Heungdeok 1-ro, Giheung-gu, Yongin-si, Gyeonggi-do, Republic of Korea 16954

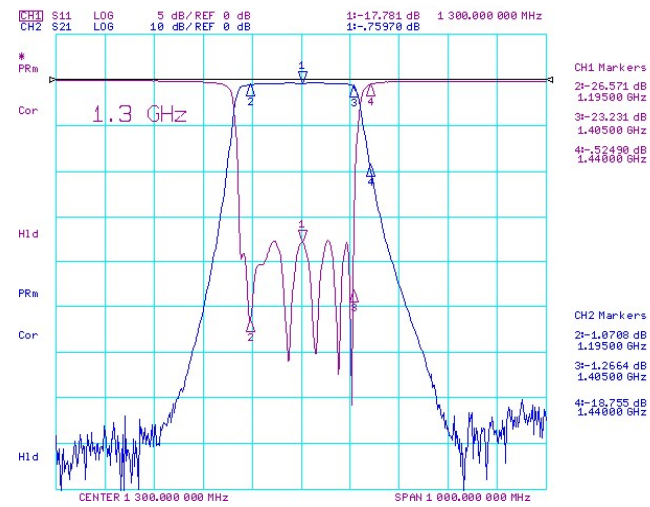
Tel : +82-31-8025-7100

Fax : +82-31-8025-7200

www.zenix08.com

▣ Typical Performance Data at 25°C

- Insertion Loss, Ripple, Return Loss, Attenuation



- Attenuation

